



Department of Persian University of Delhi

Students' Experience Survey
Internal Quality Assurance Cell (IQAC)

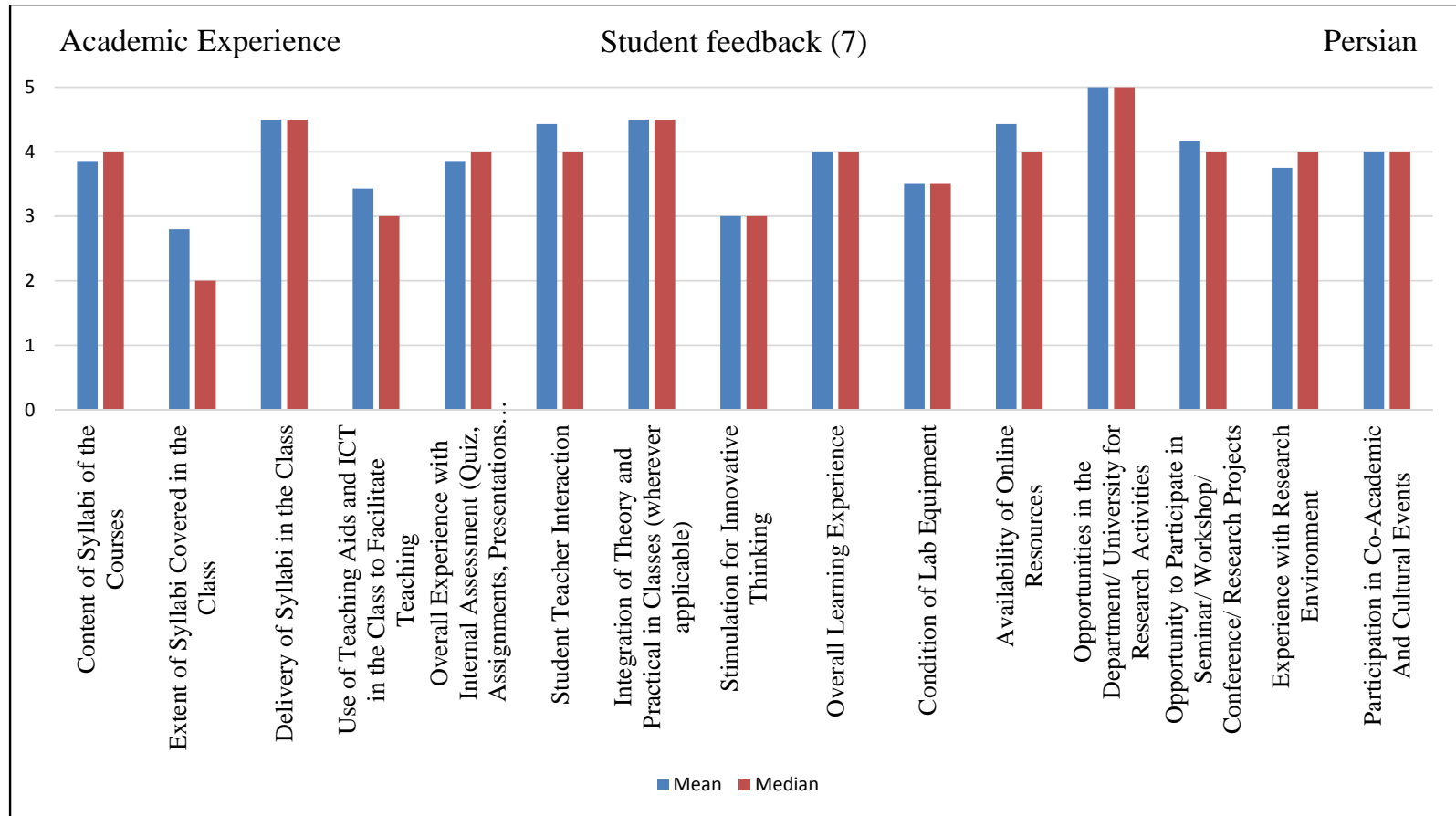
May-June 2016

Table of Contents

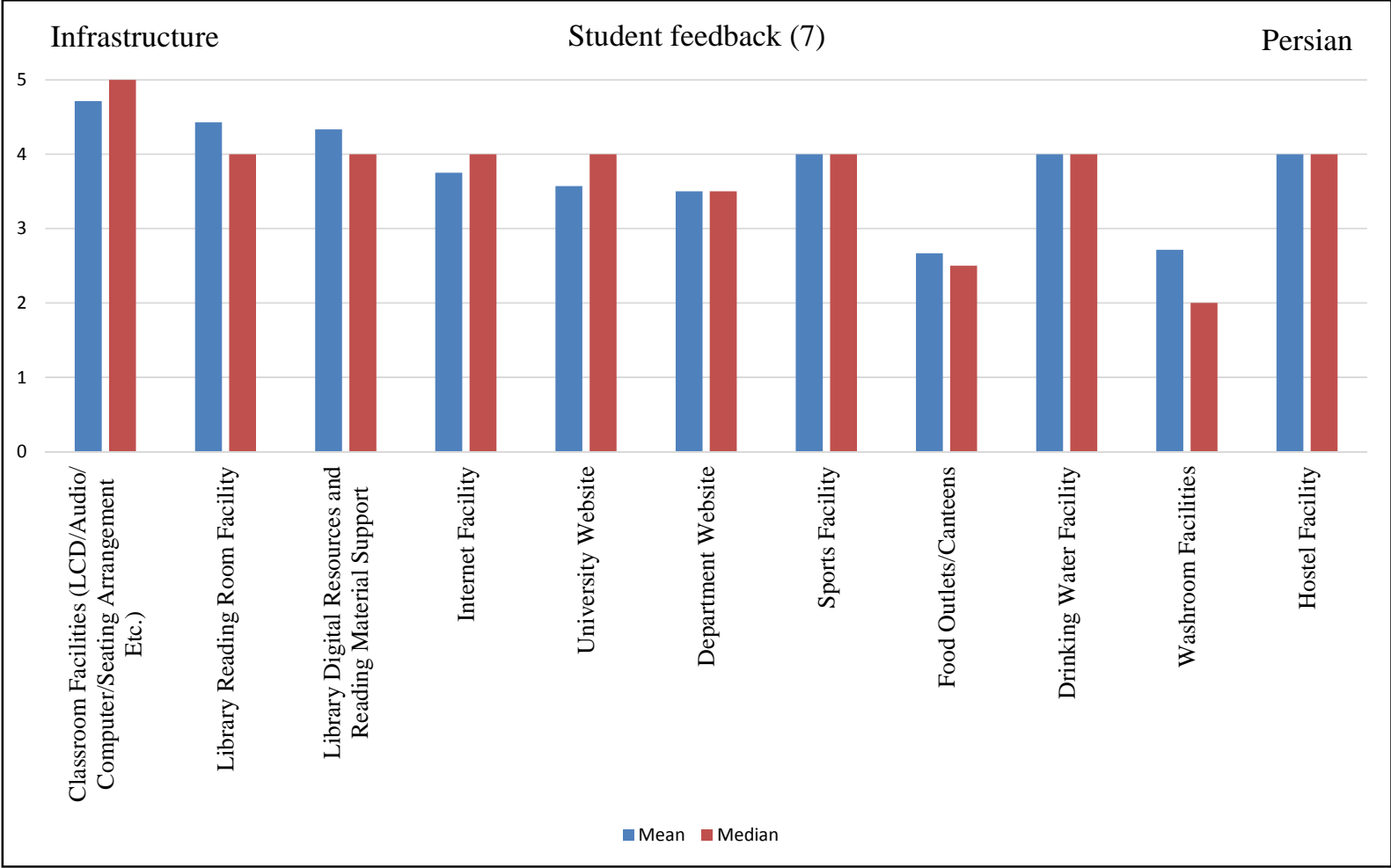
1.	Student Feedback: Bar Charts	
	<i>Academic Experience</i>	1
	<i>Infrastructure</i>	2
	<i>Support System</i>	3
	<i>Skills/Competencies Developed During Course of Study</i>	4
2.	Student Feedback (Arranged by Attendance): Bar Charts	
	<i>Academic Experience</i>	5
	<i>Infrastructure</i>	6
	<i>Support System</i>	7
	<i>Skills/Competencies Developed During Course of Study</i>	9
2.	Student Feedback: Pie Chart	11
	<i>“Would you recommend this university to others?”</i>	13
3.	Table 1: Mean, Median, SD, Minimum, Maximum Value for Each Question	14
4.	Table 2: Frequency Distribution in Levels	17
5.	Table 3: Frequency Distribution in Percentage	20
6.	Verbatim Responses	23

Student Feedback

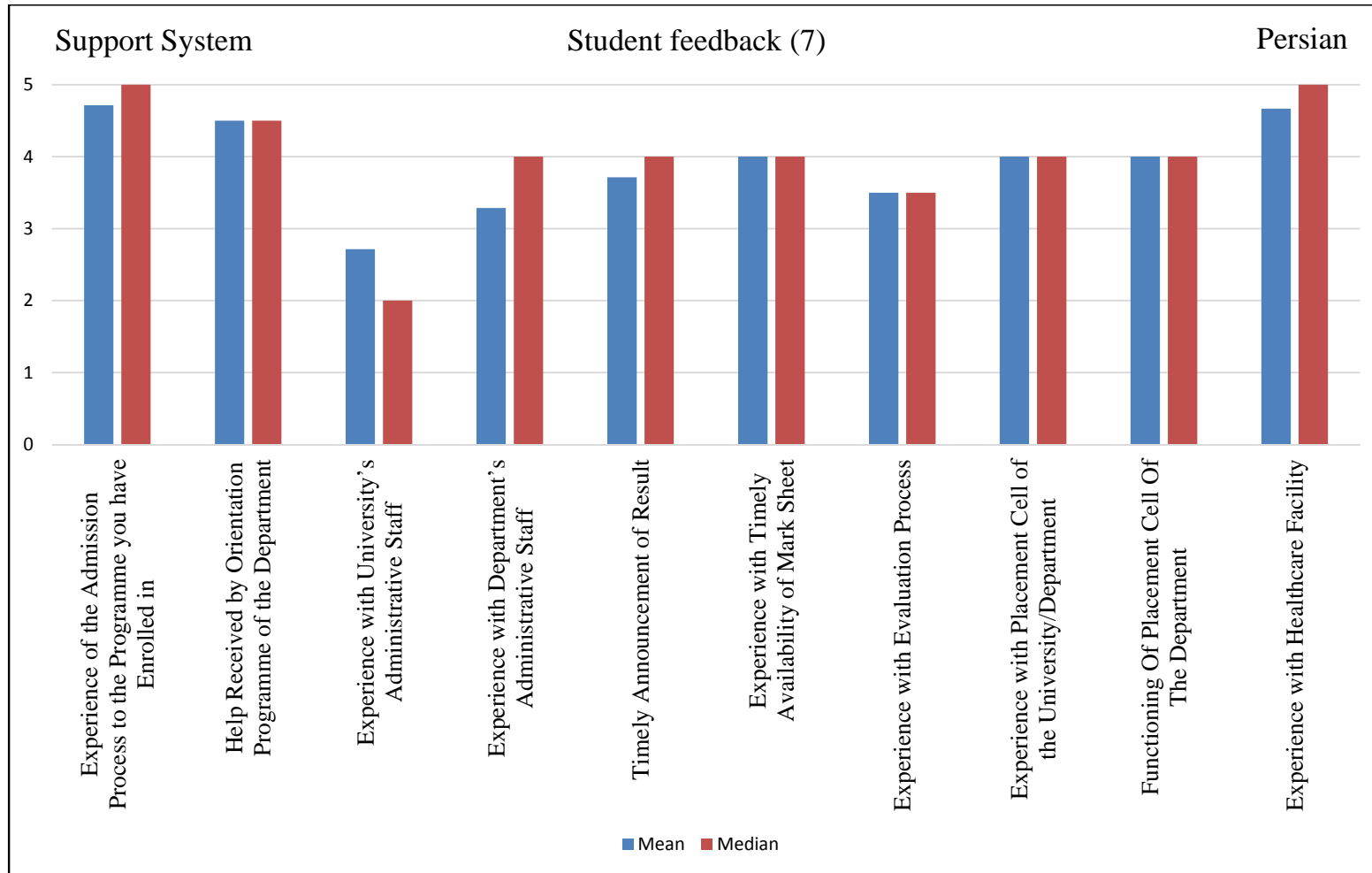
Academic Experience



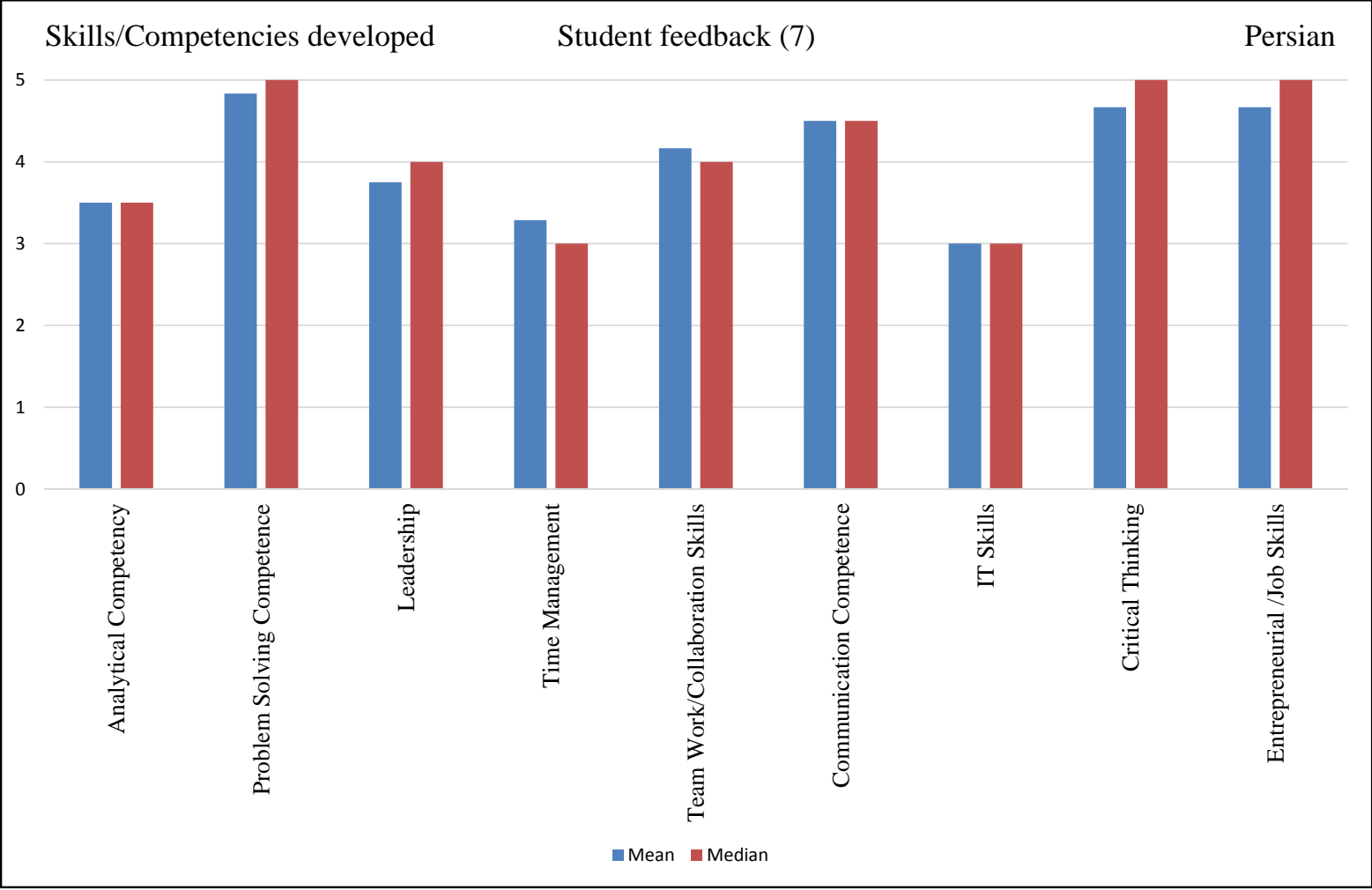
Infrastructure



Support System

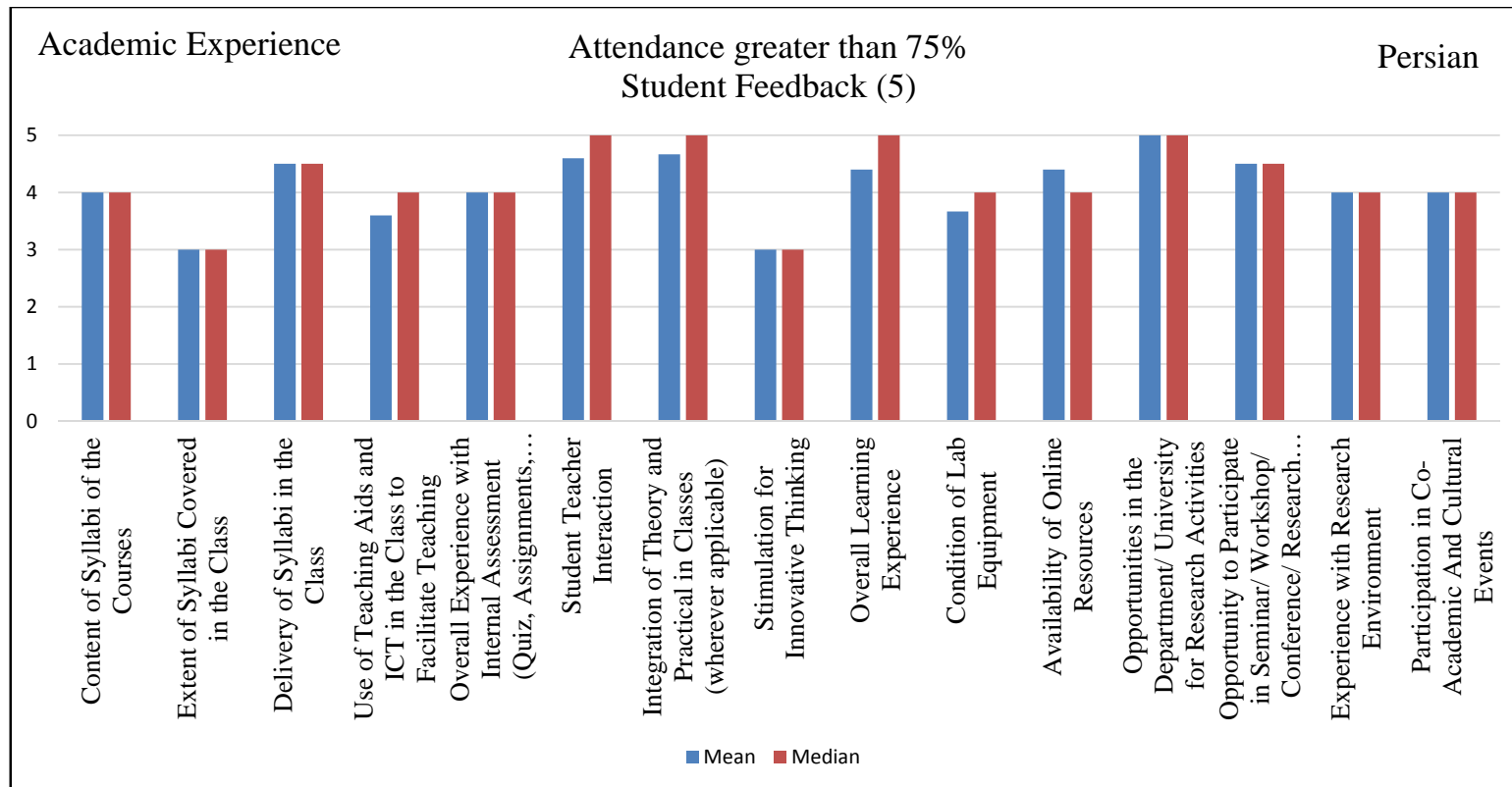


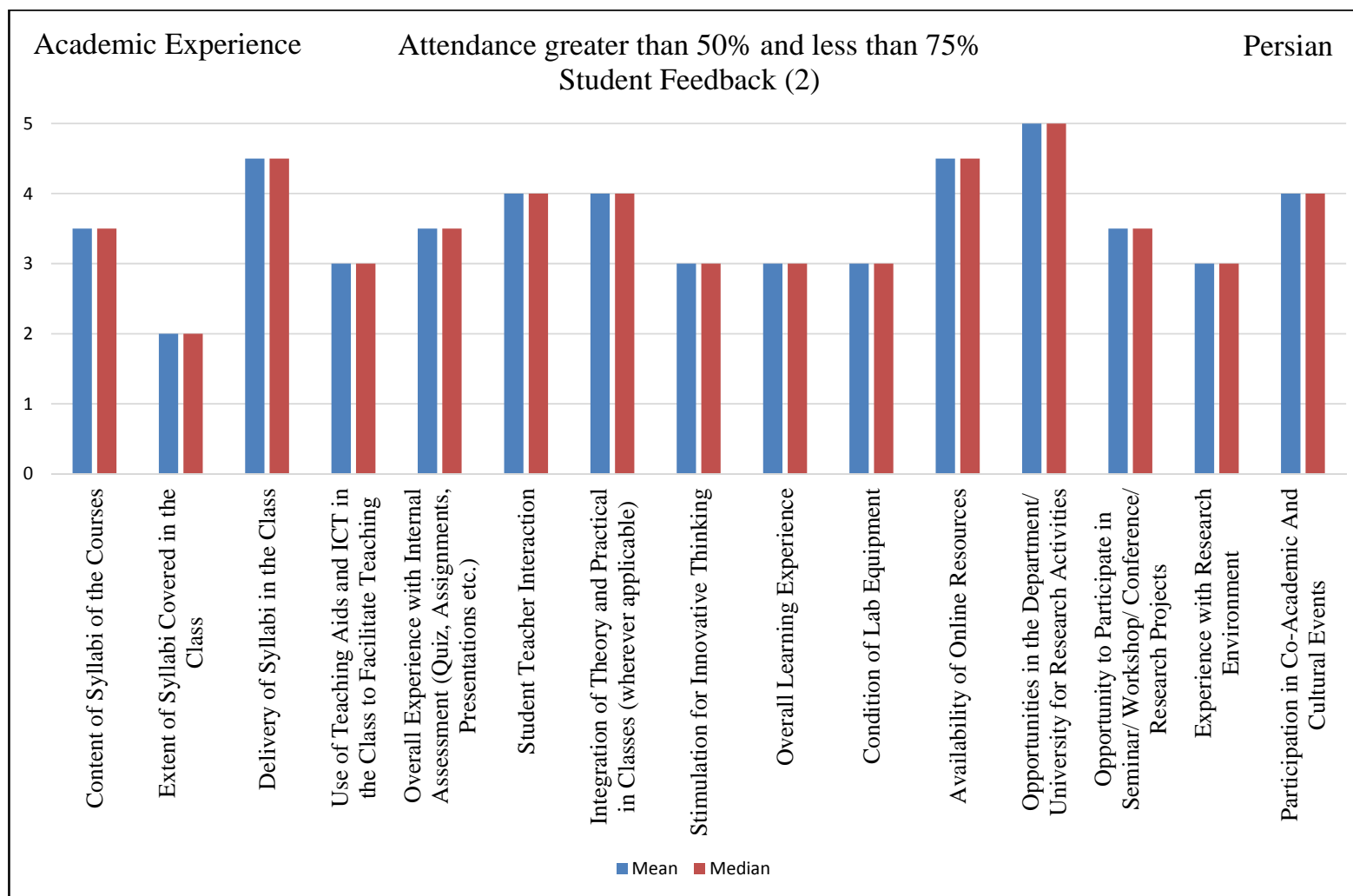
Skills/Competencies Developed During Course of Study



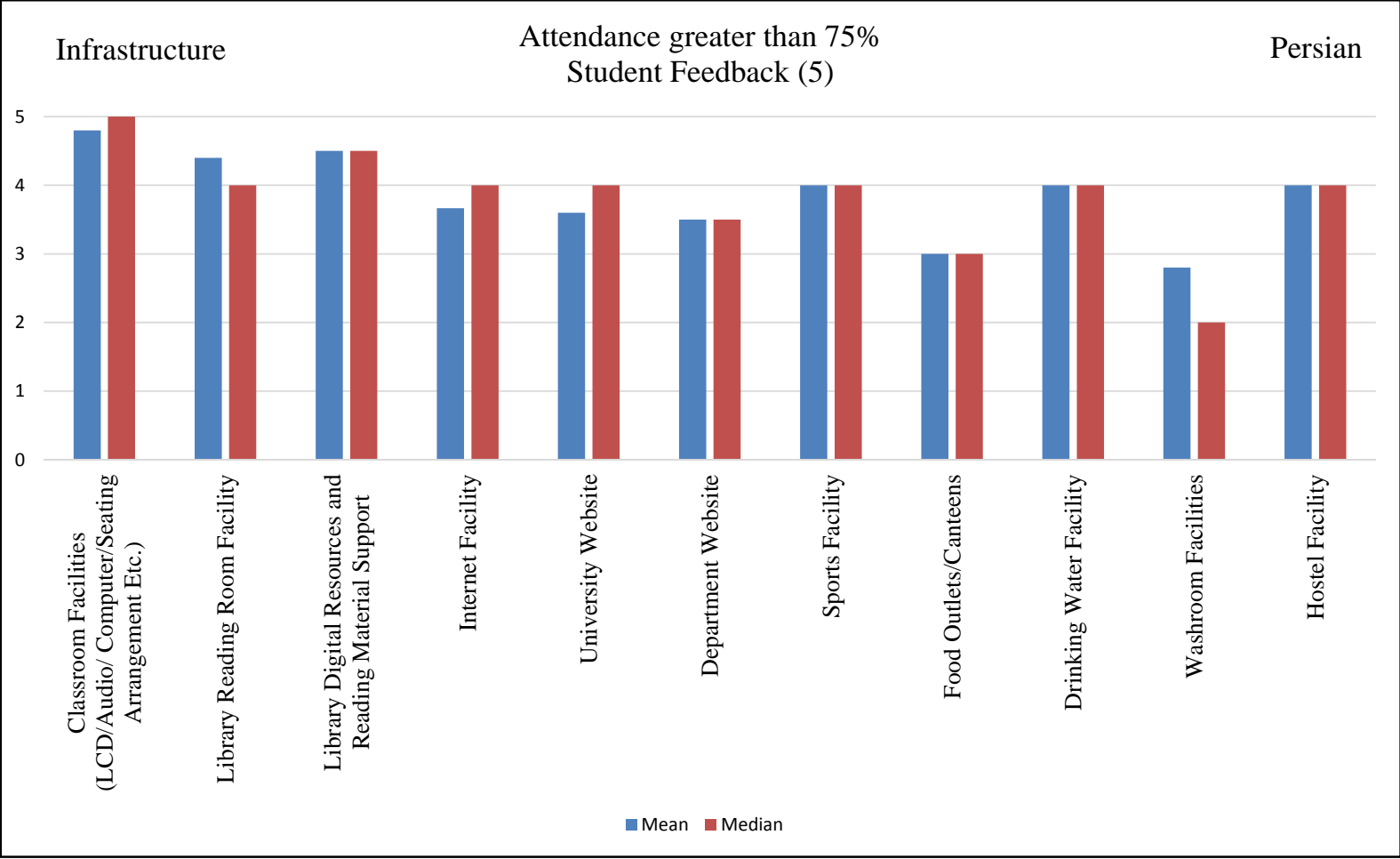
Student Feedback as per Attendance

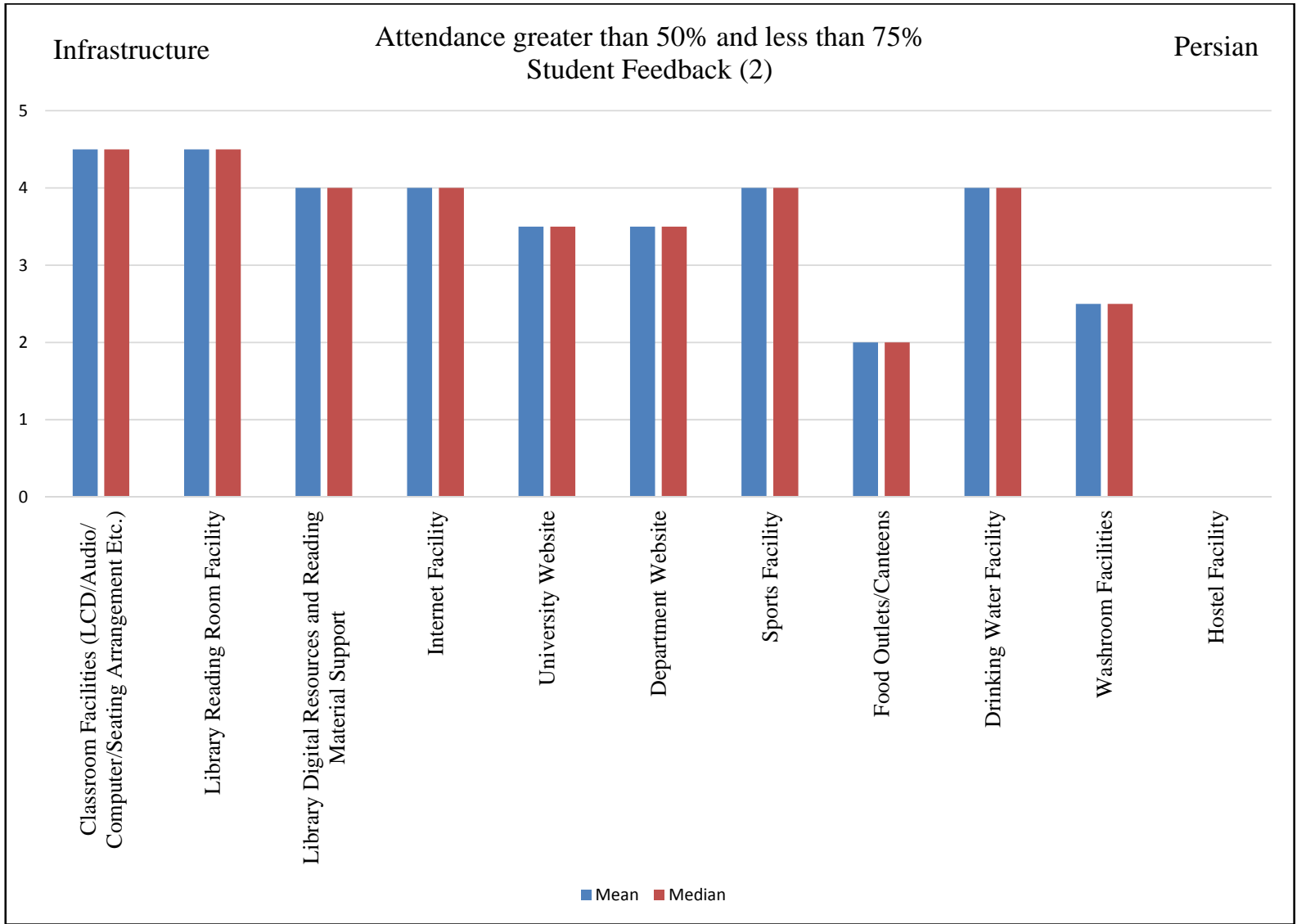
Academic Experience



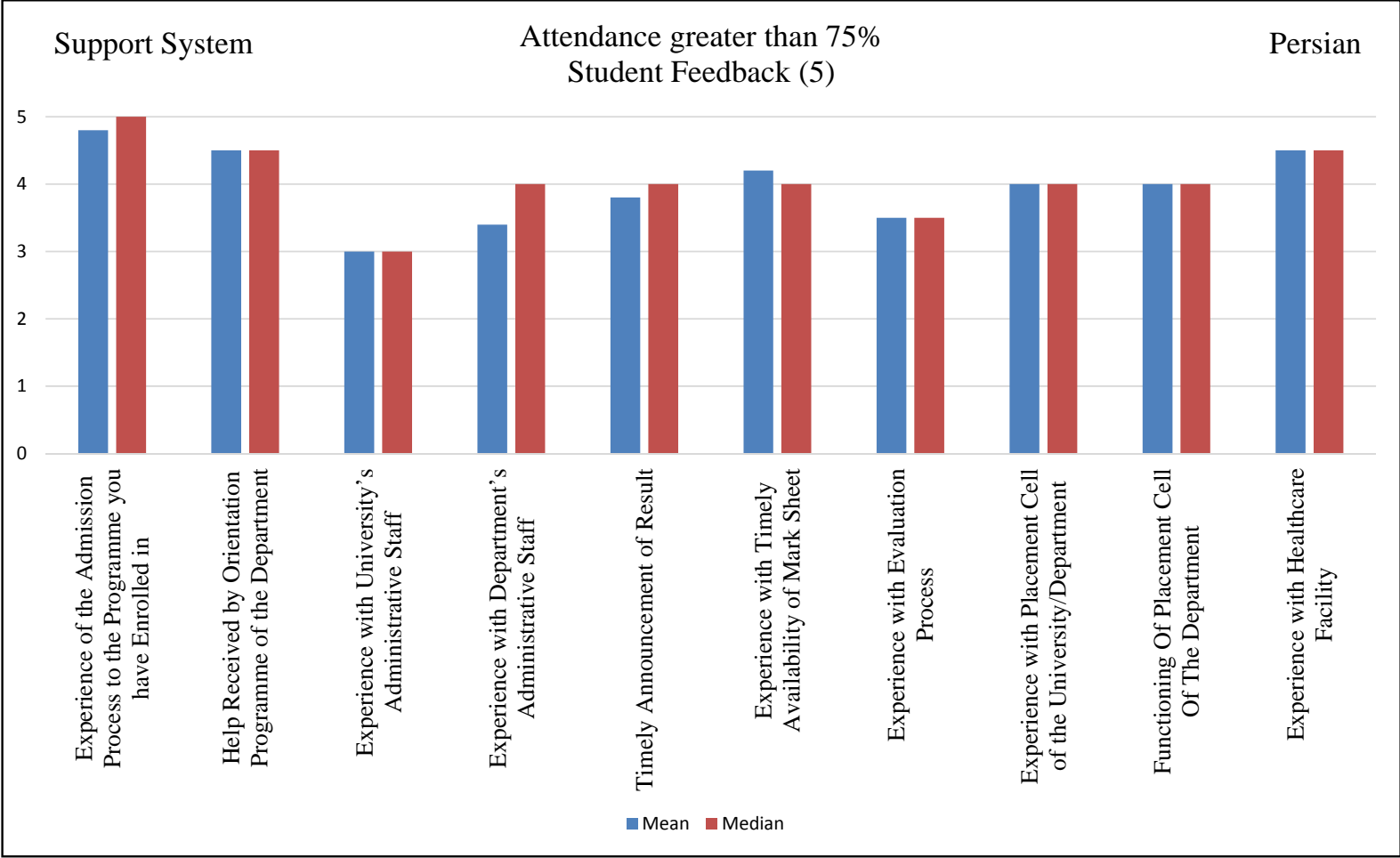


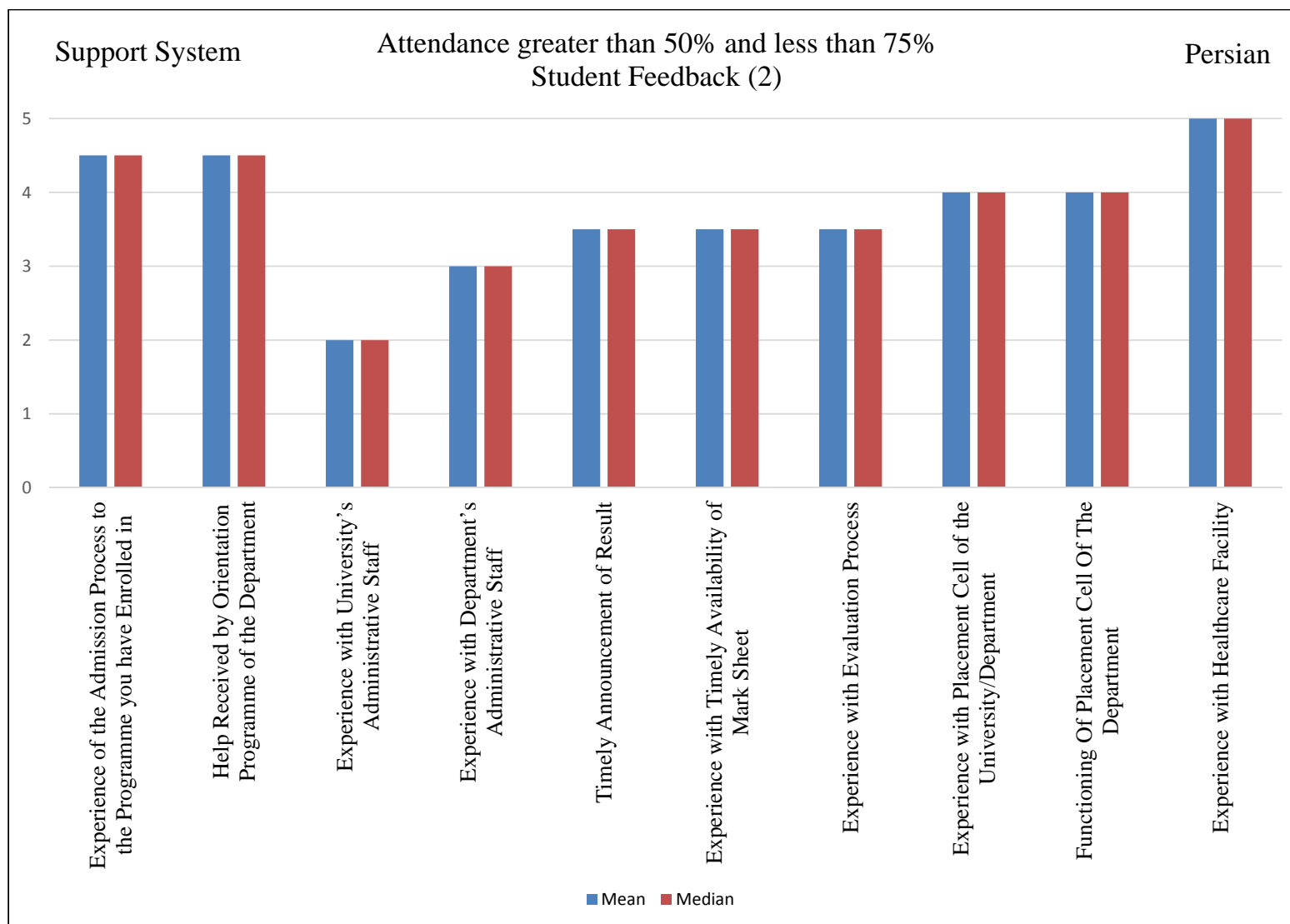
Infrastructure



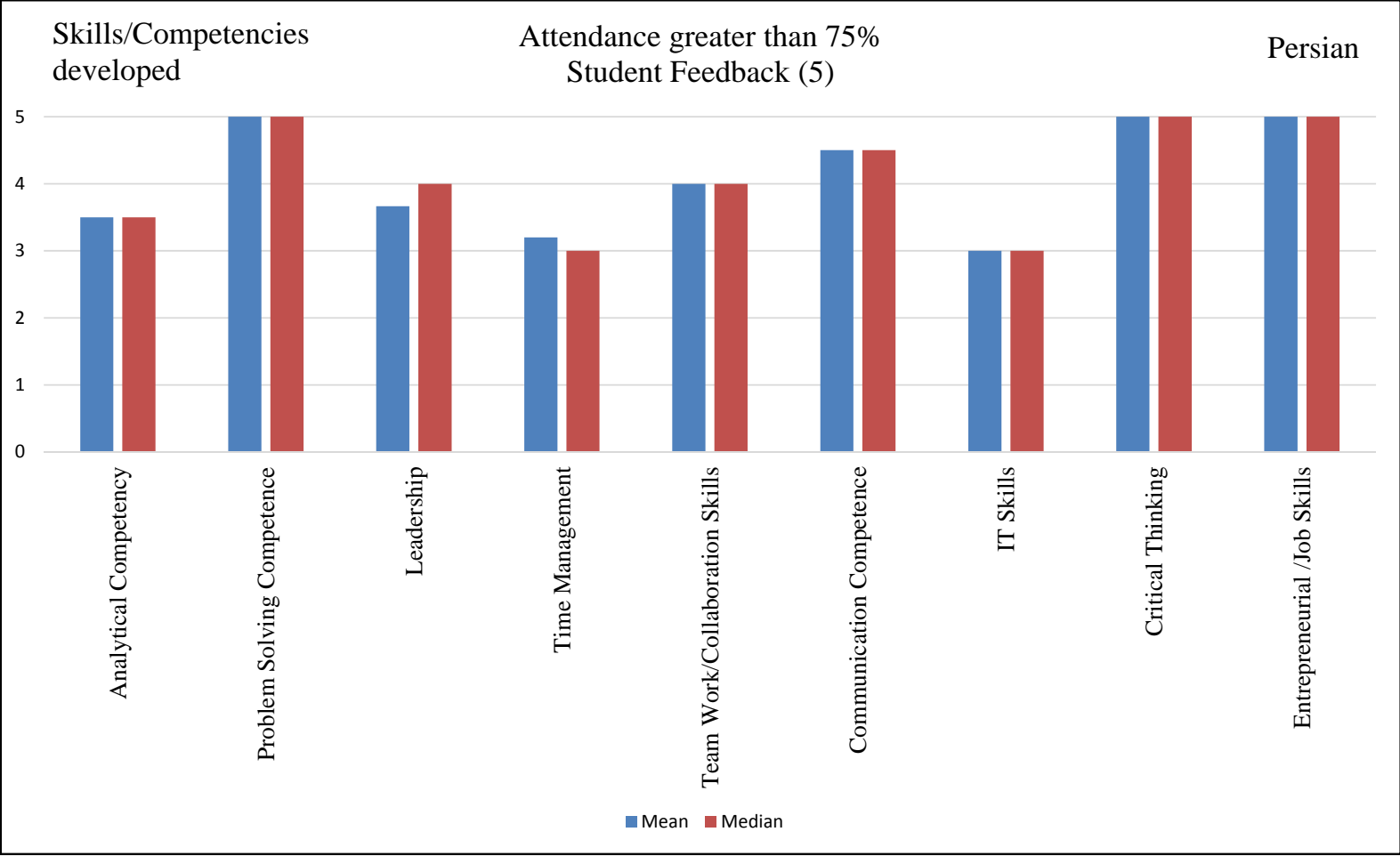


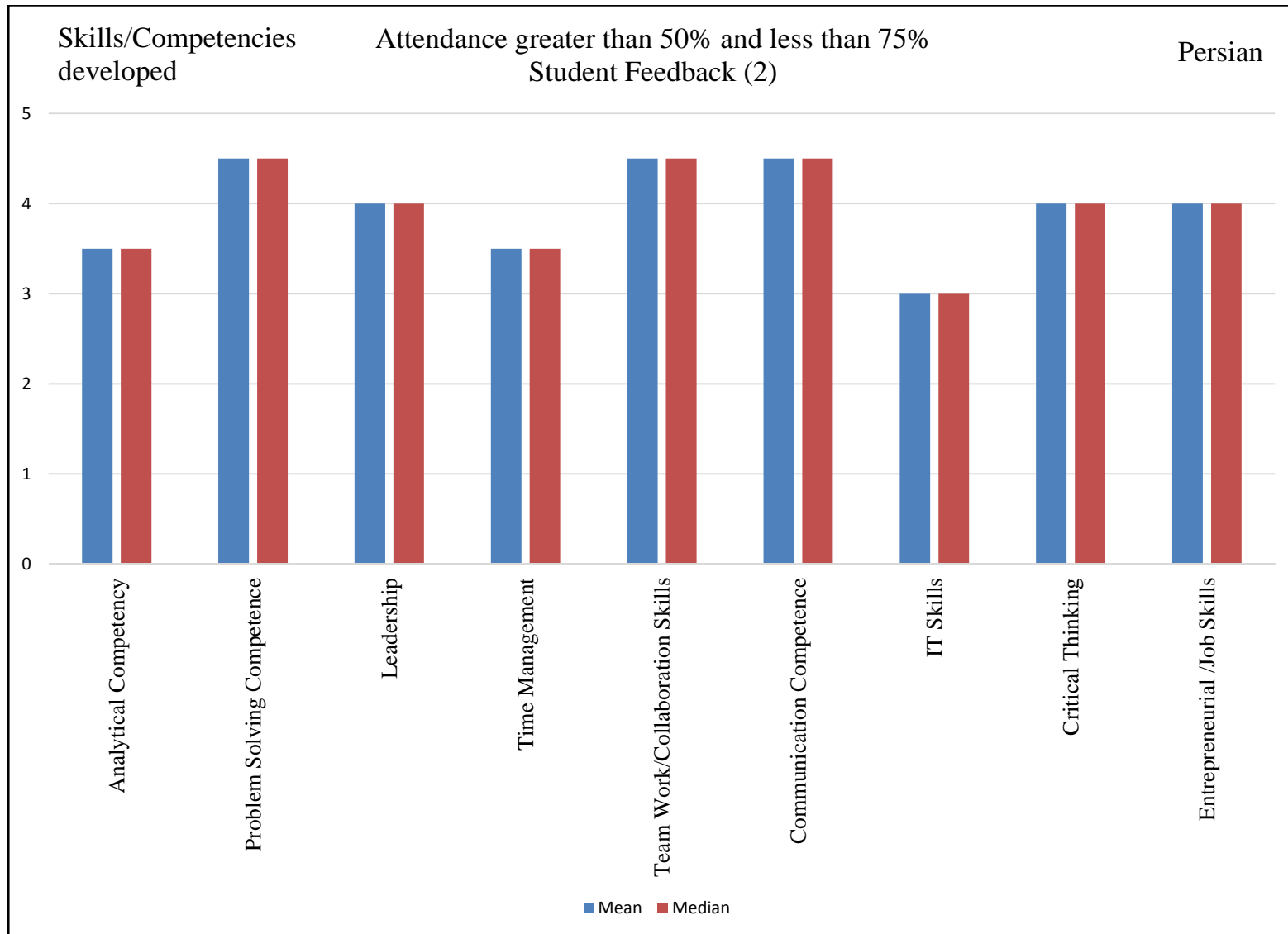
Support System





Skills/Competencies Developed during Course of Study





Student Feedback on “Would you recommend this university to others?”

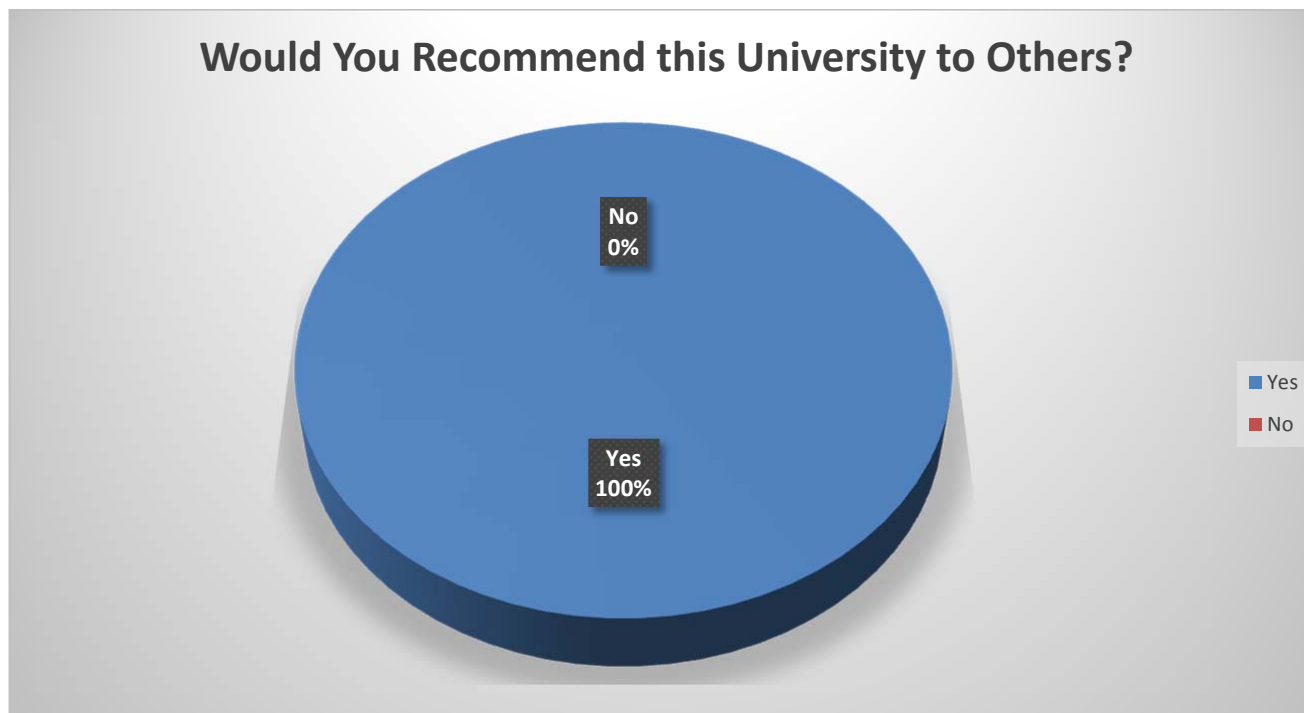


TABLE 1: Mean, Median, Standard Deviation, Minimum, Maximum Value for Each Question (N=7)

S.No	Category	Mean	Median	Standard Deviation	Minimum	Maximum
A.	Academic					
1	Content of Syllabi of the Courses	3.86	4	0.35	3	4
2	Extent of Syllabi Covered in the Class	2.80	2	0.98	2	4
3	Delivery of Syllabi in the Class	4.50	5	0.50	4	5
4	Use of Teaching Aids and ICT in the Class to Facilitate Teaching	3.43	3	0.49	3	4
5	Overall Experience with Internal Assessment (Quiz, Assignments, Presentations etc.)	3.86	4	0.83	3	5
6	Student Teacher Interaction	4.43	4	0.49	4	5
7	Integration of Theory and Practical in Classes (wherever applicable)	4.50	5	0.50	4	5
8	Stimulation for Innovative Thinking	3.00	3	1.00	2	4
9	Overall Learning Experience	4.00	4	0.93	3	5
10	Condition of Lab Equipment	3.50	4	1.12	2	5
11	Availability of Online Resources	4.43	4	0.49	4	5
12	Opportunities in the Department/ University for Research Activities	5.00	5	0.00	5	5
13	Opportunity to Participate in Seminar/ Workshop/ Conference/ Research Projects	4.17	4	0.69	3	5
14	Experience with Research Environment	3.75	4	0.43	3	4
15	Participation in Co-Academic And Cultural Events	4.00	4	0.53	3	5
	Overall	3.95				
B.	Infrastructure					
16	Classroom Facilities (LCD/Audio/ Computer/Seating Arrangement Etc.)	4.71	5	0.45	4	5
17	Library Reading Room Facility	4.43	4	0.49	4	5
18	Library Digital Resources and Reading Material Support	4.33	4	0.47	4	5
19	Internet Facility	3.75	4	0.43	3	4
20	University Website	3.57	4	0.49	3	4
21	Department Website	3.50	4	0.50	3	4

S.No	Category	Mean	Median	Standard Deviation	Minimum	Maximum
22	Sports Facility	4.00	4	0.82	3	5
23	Food Outlets/Canteens	2.67	3	1.49	1	5
24	Drinking Water Facility	4.00	4	1.07	2	5
25	Washroom Facilities	2.71	2	1.03	2	5
26	Hostel Facility	4.00	4	0.00	4	4
	Overall	3.79				
C.	Support System					
27	Experience of the Admission Process to the Programme you have Enrolled in	4.71	5	0.45	4	5
28	Help Received by Orientation Programme of the Department	4.50	5	0.50	4	5
29	Experience with University's Administrative Staff	2.71	2	0.88	2	4
30	Experience with Department's Administrative Staff	3.29	4	1.48	1	5
31	Timely Announcement of Result	3.71	4	0.70	3	5
32	Experience with Timely Availability of Mark Sheet	4.00	4	0.76	3	5
33	Experience with Evaluation Process	3.50	4	0.50	3	4
34	Experience with Placement Cell of the University/Department	4.00	4	0.00	4	4
35	Functioning Of Placement Cell Of The Department	4.00	4	0.00	4	4
36	Experience with Healthcare Facility	4.67	5	0.47	4	5
	Overall	3.90				
D.	Skills/Competencies Developed During Course of Study					
37	Analytical Competency	3.50	4	0.50	3	4
38	Problem Solving Competence	4.83	5	0.37	4	5
39	Leadership	3.75	4	1.09	2	5
40	Time Management	3.29	3	0.70	2	4
41	Team Work/Collaboration Skills	4.17	4	0.37	4	5
42	Communication Competence	4.50	5	0.50	4	5
43	IT Skills	3.00	3	1.00	2	4

S.No	Category	Mean	Median	Standard Deviation	Minimum	Maximum
44	Critical Thinking	4.67	5	0.47	4	5
45	Entrepreneurial /Job Skills	4.67	5	0.47	4	5
	Overall	4.04				
E.	Overall University Experience					
46	Your Overall Academic Experience	4.29	4	0.45	4	5

TABLE 2: Frequency Distribution in Levels (N=7)

S.No	Category	Below Average	Average	Good	Very Good	Excellent	Don't Know	Not Applicable
A.	Academic							
1	Content of Syllabi of the Courses	0	0	1	6	0	0	0
2	Extent of Syllabi Covered in the Class	0	3	0	2	0	0	0
3	Delivery of Syllabi in the Class	0	0	0	3	3	0	0
4	Use of Teaching Aids and ICT in the Class to Facilitate Teaching	0	0	4	3	0	0	0
5	Overall Experience with Internal Assessment (Quiz, Assignments, Presentations etc.)	0	0	3	2	2	0	0
6	Student Teacher Interaction	0	0	0	4	3	0	0
7	Integration of Theory and Practical in Classes (wherever applicable)	0	0	0	2	2	0	3
8	Stimulation for Innovative Thinking	0	3	0	3	0	0	0
9	Overall Learning Experience	0	0	3	1	3	0	0
10	Condition of Lab Equipment	0	1	1	1	1	0	3
11	Availability of Online Resources	0	0	0	4	3	0	0
12	Opportunities in the Department/ University for Research Activities	0	0	0	0	4	0	3
13	Opportunity to Participate in Seminar/ Workshop/ Conference/ Research Projects	0	0	1	3	2	0	0
14	Experience with Research Environment	0	0	1	3	0	0	3
15	Participation in Co-Academic And Cultural Events	0	0	1	5	1	0	0
B.	Infrastructure							
16	Classroom Facilities (LCD/Audio/ Computer/Seating Arrangement Etc.)	0	0	0	2	5	0	0
17	Library Reading Room Facility	0	0	0	4	3	0	0
18	Library Digital Resources and Reading Material Support	0	0	0	4	2	1	0

S.No	Category	Below Average	Average	Good	Very Good	Excellent	Don't Know	Not Applicable
19	Internet Facility	0	0	1	3	0	0	3
20	University Website	0	0	3	4	0	0	0
21	Department Website	0	0	3	3	0	1	0
22	Sports Facility	0	0	1	1	1	1	3
23	Food Outlets/Canteens	2	1	1	1	1	1	0
24	Drinking Water Facility	0	1	1	2	3	0	0
25	Washroom Facilities	0	4	2	0	1	0	0
26	Hostel Facility	0	0	0	2	0	1	4
C.	Support System							
27	Experience of the Admission Process to the Programme you have Enrolled in	0	0	0	2	5	0	0
28	Help Received by Orientation Programme of the Department	0	0	0	3	3	1	0
29	Experience with University's Administrative Staff	0	4	1	2	0	0	0
30	Experience with Department's Administrative Staff	1	2	0	2	2	0	0
31	Timely Announcement of Result	0	0	3	3	1	0	0
32	Experience with Timely Availability of Mark Sheet	0	0	2	3	2	0	0
33	Experience with Evaluation Process	0	0	3	3	0	1	0
34	Experience with Placement Cell of the University/Department	0	0	0	3	0	1	3
35	Functioning Of Placement Cell Of The Department	0	0	0	3	0	1	3
36	Experience with Healthcare Facility	0	0	0	1	2	4	0
D.	Skills/Competencies Developed During Course of Study							
37	Analytical Competency	0	0	3	3	0	1	0
38	Problem Solving Competence	0	0	0	1	5	1	0
39	Leadership	0	1	0	2	1	3	0
40	Time Management	0	1	3	3	0	0	0
41	Team Work/Collaboration Skills	0	0	0	5	1	1	0
42	Communication Competence	0	0	0	3	3	1	0

S.No	Category	Below Average	Average	Good	Very Good	Excellent	Don't Know	Not Applicable
43	IT Skills	0	3	0	3	0	1	0
44	Critical Thinking	0	0	0	1	2	4	0
45	Entrepreneurial /Job Skills	0	0	0	1	2	0	3
E.	Overall University Experience							
46	Your Overall Academic Experience	0	0	0	5	2	0	0

TABLE 3: Frequency Distribution in Percentage (N=7)

S.No	Category	Below Average	Average	Good	Very Good	Excellent	Don't Know	Not Applicable
A.	Academic							
1	Content of Syllabi of the Courses	0	0	14.29	85.71	0	0	0
2	Extent of Syllabi Covered in the Class	0	60	0	40	0	0	0
3	Delivery of Syllabi in the Class	0	0	0	50	50	0	0
4	Use of Teaching Aids and ICT in the Class to Facilitate Teaching	0	0	57.14	42.86	0	0	0
5	Overall Experience with Internal Assessment (Quiz, Assignments, Presentations etc.)	0	0	42.86	28.57	28.57	0	0
6	Student Teacher Interaction	0	0	0	57.14	42.86	0	0
7	Integration of Theory and Practical in Classes (wherever applicable)	0	0	0	28.57	28.57	0	42.86
8	Stimulation for Innovative Thinking	0	50	0	50	0	0	0
9	Overall Learning Experience	0	0	42.86	14.29	42.86	0	0
10	Condition of Lab Equipment	0	14.29	14.29	14.29	14.29	0	42.86
11	Availability of Online Resources	0	0	0	57.14	42.86	0	0
12	Opportunities in the Department/ University for Research Activities	0	0	0	0	57.14	0	42.86
13	Opportunity to Participate in Seminar/ Workshop/ Conference/ Research Projects	0	0	16.67	50	33.33	0	0
14	Experience with Research Environment	0	0	14.29	42.86	0	0	42.86
15	Participation in Co-Academic And Cultural Events	0	0	14.29	71.43	14.29	0	0
B.	Infrastructure							
16	Classroom Facilities (LCD/Audio/ Computer/Seating Arrangement Etc.)	0	0	0	28.57	71.43	0	0
17	Library Reading Room Facility	0	0	0	57.14	42.86	0	0
18	Library Digital Resources and Reading Material Support	0	0	0	57.14	28.57	14.29	0
19	Internet Facility	0	0	14.29	42.86	0	0	42.86

S.No	Category	Below Average	Average	Good	Very Good	Excellent	Don't Know	Not Applicable
20	University Website	0	0	42.86	57.14	0	0	0
21	Department Website	0	0	42.86	42.86	0	14.29	0
22	Sports Facility	0	0	14.29	14.29	14.29	14.29	42.86
23	Food Outlets/Canteens	28.57	14.29	14.29	14.29	14.29	14.29	0
24	Drinking Water Facility	0	14.29	14.29	28.57	42.86	0	0
25	Washroom Facilities	0	57.14	28.57	0	14.29	0	0
26	Hostel Facility	0	0	0	28.57	0	14.29	57.14
C.	Support System							
27	Experience of the Admission Process to the Programme you have Enrolled in	0	0	0	28.57	71.43	0	0
28	Help Received by Orientation Programme of the Department	0	0	0	42.86	42.86	14.29	0
29	Experience with University's Administrative Staff	0	57.14	14.29	28.57	0	0	0
30	Experience with Department's Administrative Staff	14.29	28.57	0	28.57	28.57	0	0
31	Timely Announcement of Result	0	0	42.86	42.86	14.29	0	0
32	Experience with Timely Availability of Mark Sheet	0	0	28.57	42.86	28.57	0	0
33	Experience with Evaluation Process	0	0	42.86	42.86	0	14.29	0
34	Experience with Placement Cell of the University/Department	0	0	0	42.86	0	14.29	42.86
35	Functioning Of Placement Cell Of The Department	0	0	0	42.86	0	14.29	42.86
36	Experience with Healthcare Facility	0	0	0	14.29	28.57	57.14	0
D.	Skills/ Competencies Developed During Course of Study							
37	Analytical Competency	0	0	42.86	42.86	0	14.29	0
38	Problem Solving Competence	0	0	0	14.29	71.43	14.29	0
39	Leadership	0	14.29	0	28.57	14.29	42.86	0
40	Time Management	0	14.29	42.86	42.86	0	0	0
41	Team Work/Collaboration Skills	0	0	0	71.43	14.29	14.29	0
42	Communication Competence	0	0	0	42.86	42.86	14.29	0
43	IT Skills	0	42.86	0	42.86	0	14.29	0

S.No	Category	Below Average	Average	Good	Very Good	Excellent	Don't Know	Not Applicable
44	Critical Thinking	0	0	0	14.29	28.57	57.14	0
45	Entrepreneurial /Job Skills	0	0	0	16.67	33.33	0	50
E.	Overall University Experience							
46	Your Overall Academic Experience	0	0	0	71.43	28.57	0	0